

PROJECT HIGHLIGHTS



Sanitary and Storm Sewer Rehabilitation

Cured in place-pipe (CIPP) lining will improve operation of sanitary and storm sewer systems, decreasing maintenance costs and reducing the strain on the sanitary sewer system.



Road Resurfacing

In an effort to keep roadways smooth and safe- and to avoid higher pavement maintenance costs- the Village repairs local roads according to the Pavement Surface Evaluation and Rating (PASER) System. (Tennyson Drive, Meadowlark Lane, & Ellsworth Park Parking Lot)



Ravine Lane

The Ravine Lane Stabilization Project will stabilize a Village-owned manhole and protect the sanitary sewer system along West Ravine Lane. The ravine has been eroding over time, which has destabilized the manhole and put it in jeopardy.

HERE TO SERVE

Samuel Dickman
President

Mike Barth
Trustee

Robb DeGraff
Trustee

Daniel Muchin
Trustee

Don Rosenfeld
Trustee

Eido Walny
Trustee

Margaret Zitzer
Trustee

Frequently Asked Questions

What is a fiscal year and when does it begin and end?

The fiscal year is a 12-month period used to measure revenues and expenditures. It aligns with the calendar year, beginning on January 1 and ending on December 31.

How do I submit a service request, find helpful links, or ask a question of Village staff?

The Village mobile app, Access Bayside, is a one-stop shop for submitting service requests, interacting with staff, and finding useful information. Download Access Bayside today in the Apple App Store or Google Play.

Where do my tax dollars go?

Approximately 26 cents of every dollar collected goes to the Village of Bayside. The remaining 74 cents goes to the school districts, county, and Milwaukee Metropolitan Sewerage District. Of the Village's portion, approximately 50% goes to public safety (Police, Fire, and Dispatch).

How do I connect to municipal water?

The Mequon Water Utility provides municipal water for the Village of Bayside. If you are not currently connected to municipal water, contact the Mequon Water Utility at (262) 236-8150 for more information.

Where can I find the budget and other financial documents?

The 2019 Budget and other financial documents can be found at <http://baysidewi.gov/348/Financial-Reporting>

Village of
BAYSIDE
Wisconsin

2019

Village of
BAYSIDE
Wisconsin

BUDGET IN BRIEF

www.baysidewi.gov

TOTAL BUDGET: \$10.3 MILLION

The Village of Bayside has earned national recognition for its budget process that annually emphasizes long range financial planning and effective program management. At its highest level, a budget identifies the needs and interests of the community and allocates available resources to those while remaining fiscally strong for the future. In crafting the following proposed budget allocations, the Village was guided by the strategic initiatives of service excellence, fiscal integrity, civic engagement, and sustainability.

STRATEGIC INITIATIVES



Service Excellence

Provide solution-based innovative services.



Fiscal Integrity

Provide strong current and future financial stability.



Civic Engagement

Promote public spaces, community values, and transparent communications.



Sustainability

Preserve and promote the Village's resources.

THE BUDGET PROCESS

Goal-Setting
Input

Budget
Retreat

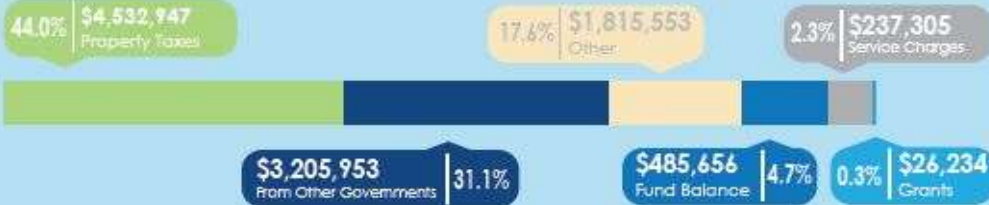
Budget
Preparation

Budget Workshop
November 8, 2018

Adopted Budget
November 20, 2018

REVENUES

TOTAL REVENUE (SOURCES): \$10,303,648



OTHER FUNDING SOURCES

The Village has two services whose fees are used only for those purposes, also known as Enterprise Funds.

Residential Sanitary Sewer
\$776,820

Commercial Sanitary Sewer
\$138,000

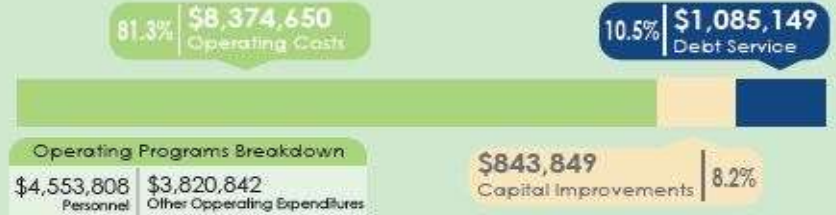
Stormwater
\$527,522

2019 FISCAL SUMMARY

- Overall property tax levy: \$4,532,947
- Increase of 0.649% from 2018.
- 0.649% maintains and enhances infrastructure, maintains quality services, and covers debt service.
- Sixty three percent (63%), or \$18,376, of the proposed property tax levy increase is utilized for increases with the North Shore Fire/Rescue operations.
- 2019 Tax (mill) rate decreases by 1.97% from \$7.12 to \$6.98/\$1,000.
- Overall expenditure plan of \$10,303,648 is 11.2% less than 2018.
- From 2013 to 2018, the property tax levy increased \$130,846 or 2.99%; CPI increased 8.32%. In the last 10 years, property taxes increased by 4.83% while CPI increased by 15.2%.

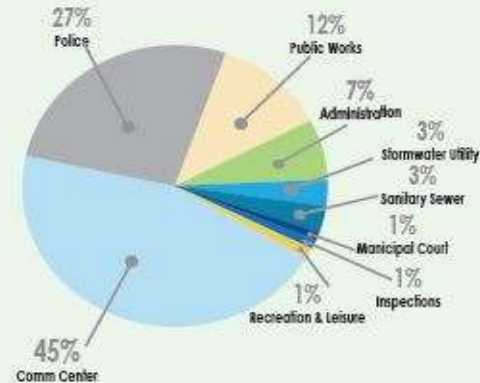
EXPENDITURES

TOTAL (SOURCES): \$10,303,648



VILLAGE STAFF

Most of the services delivered to the community are provided by our staff. Below is the number of regular, full-time employees by department.



HOW IS THE VILLAGE SPENDING MY TAX DOLLAR?

